

# BIO-DL 32 Nucleic Acid Extractor

## Specifications

Volume Range	20μL ~ 1000μL
Maximum sample load	2*96 deep well plate with 1-32 samples
Magnetic bead recovery rate	≥95%
Heating	RT - 100°C, Accuracy: ±1°C, Precision: ±1°C
Environment Temperature	5°C~40°C
Environmental Humidity	≤80%
Shaking speed	Fast, medium and slow speed
Display	10-inch LCD touch screen
Sterilization method	UV
On-board Software	Switchable interface for user and engineer
Computer interface	USB
Dimension	430mm*420mm*385mm
Weight	26kg
Voltage	100-240V、50/60HZ

## Order information

Cat.No.	Name	Model	Warranty period
59F21011	BIO-DL 32 Nucleic Acid Extractor	BIO-DL 32	2 years



# BIO-DL 32 Nucleic Acid Extractor

# BIO-DL 32 Nucleic Acid Extractor

The magnetic bead method is used to enrich and purify the nucleic acids of different biological samples. The machine runs automatically, has a stable structure and high purification efficiency. The ultraviolet disinfection lamp and multi-selected temperature control design can guarantee the experimental results in all directions, which is suitable for disease control, blood transfusion safety, food environmental monitoring and other research fields.



## Product features

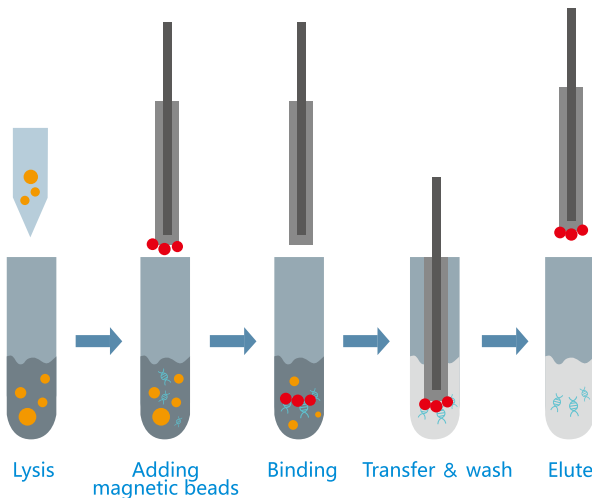
- \* Fully automatic and high efficiency**  
Automatic nucleic acid extraction within 0.5 to 1 hour. Up to 32 samples can be proceed simultaneously, with high nucleic acid yield.
- \* User Friendly**  
10-inch high-resolution LCD touch screen, built-in dual interface for users and engineer, for easy use and self-define the parameter.
- \* Robust Mechanical Structure**  
The design of screw rod with synchronous belt and double rail ensure the running accuracy and speed, even after long term strong movement of magnetic rod.
- \* Comprehensive Functions**  
Built in UV lamp for effective decontamination. Temperature control for whole plate or multi-channel selection. Firmware can be upgraded.

# Nucleic acid extraction and purification kit

## Working principle

Bio-DL 32 use permanent magnetic rods and disposable tip combs to collect, transfer, and mix magnetic particles so to extract the nucleic acid (as below):

1. In the lysis buffer cells are disrupted and nucleic acid is released
2. Add magnetic beads to the buffer, mix thoroughly with the movement of magnetic rod head, to make the nucleic acid binding to the surface of the beads
3. Wash the beads in several steps to remove the unnecessary material like proteins and salts
4. Move the beads and wash off the nucleic acid into elution buffer
5. Collect the beads and remove them out of the elution buffer



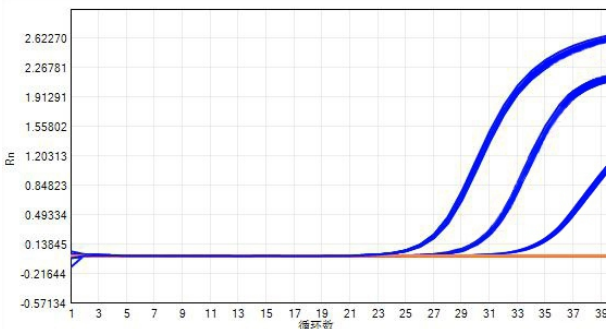
## Applications

Autogene ViralNA Kit can be used to extract total virus RNA/DNA from VTM, serum, plasma, tissue homogenate etc,

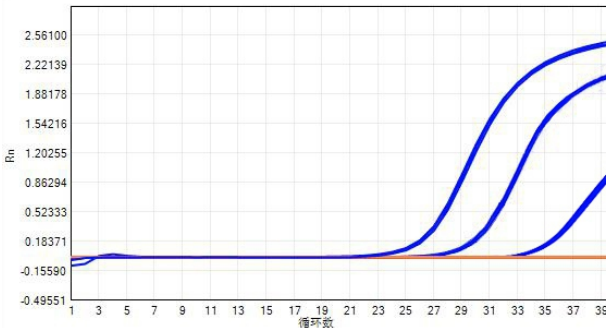
Autogene Blood Genomic DNA Kit can be used to extract genomic DNA from anticoagulated whole blood, serum and plasma samples.

The extracted nucleic acids can be directly used for PCR assays, Enzymatic digestion and other nucleic acid detection experiments.


## Working principle diagram



Effect of DNA extraction from HBV samples with gradient concentration



Effect of RNA extraction from NDV samples with gradient concentration



Nucleic acid extraction and purification kit